

MEASURE FROM HERE



# SIZE GUIDE KIDS SHOES

Follow these simple steps to find your River Island Kids shoe size

## RIGHT FOOT

PRINT THIS PAGE OUT AT 100%

Do not print "fit to page". Make sure this guide is printed to size, to check the accuracy please compare with a ruler.

## SHOE LENGTH

- Place the paper print out on the ground in line with the wall
- Help your child to stand on the paper, with their back and heels against the wall
- Looking from above, gauge the length from the number indicated at the end of their longest toe. This number is their shoe size based on their foot length

Please repeat steps 1 - 3 with the opposite foot

## SHOE WIDTH

- Cut out the shoe width ruler
- Place the ruler around the widest part of your child's foot
- Measure from the arrow around to where the numbers are indicated. This is their shoe size based on their foot width

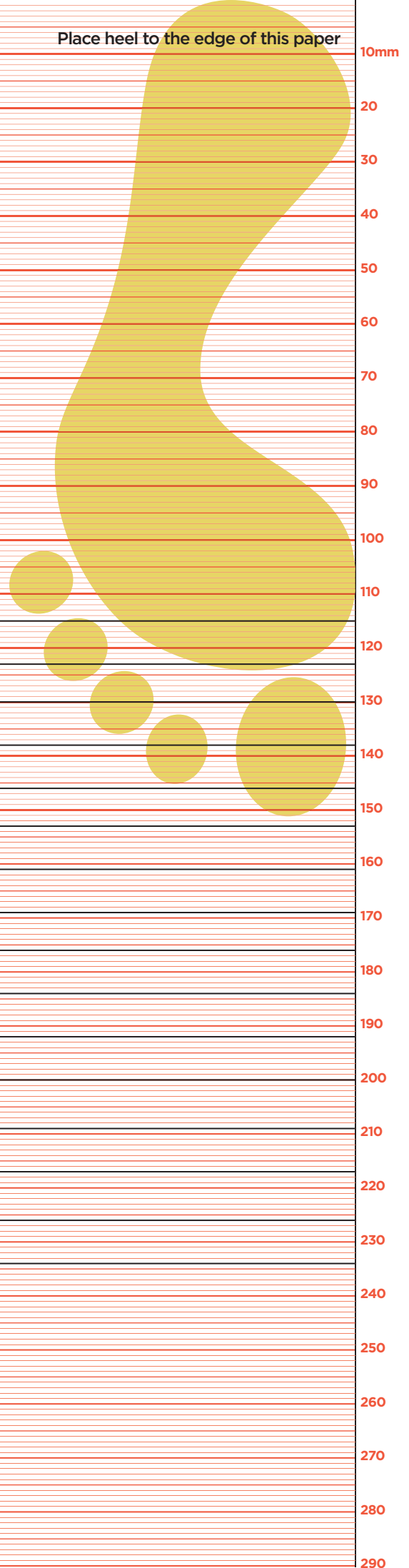
Please repeat steps 1 - 3 with the opposite foot

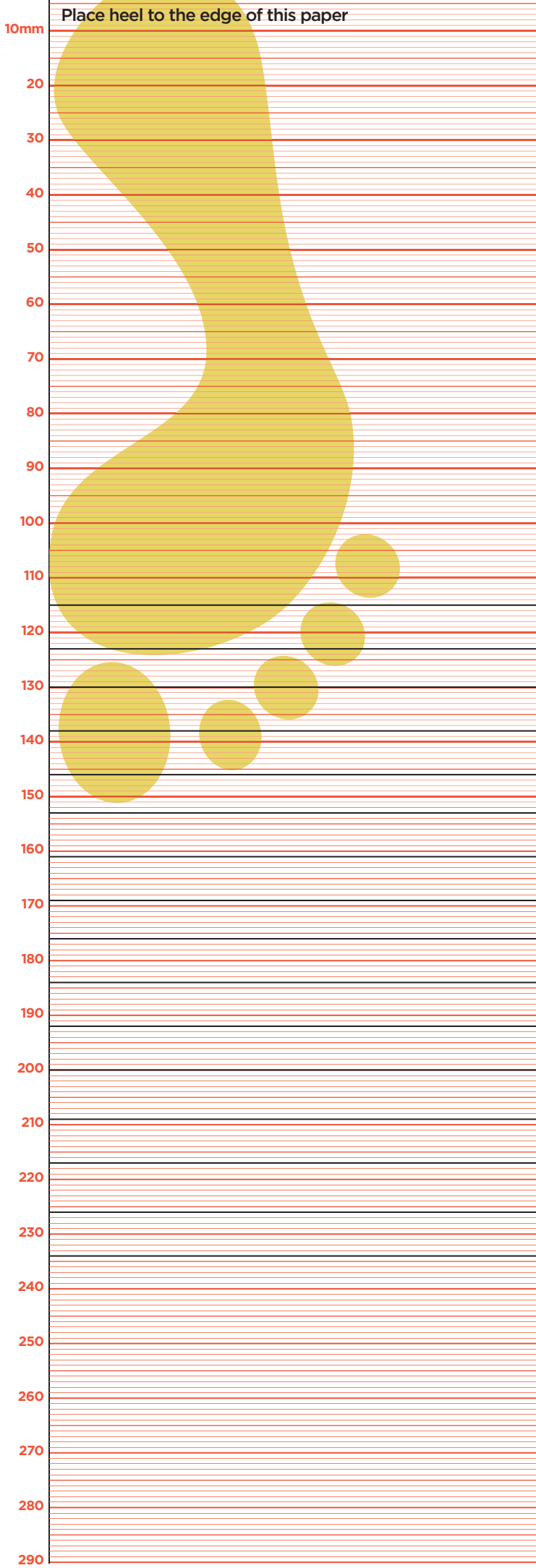
SHOE SIZE BASED ON WIDTH

SHOE SIZE BASED ON LENGTH

|       |            |
|-------|------------|
| UK 3  | (19 EUR)   |
| UK 4  | (20.5 EUR) |
| UK 5  | (21.5 EUR) |
| UK 6  | (23 EUR)   |
| UK 7  | (24 EUR)   |
| UK 8  | (25.5 EUR) |
| UK 9  | (26.5 EUR) |
| UK 10 | (28 EUR)   |
| UK 11 | (29 EUR)   |
| UK 12 | (30.5 EUR) |
| UK 13 | (32 EUR)   |
| UK 1  | (33 EUR)   |
| UK 2  | (34.5 EUR) |
| UK 3  | (35.5 EUR) |
| UK 4  | (37 EUR)   |
| UK 5  | (38 EUR)   |

Place heel to the edge of this paper





Place heel to the edge of this paper

# SIZE GUIDE KIDS SHOES

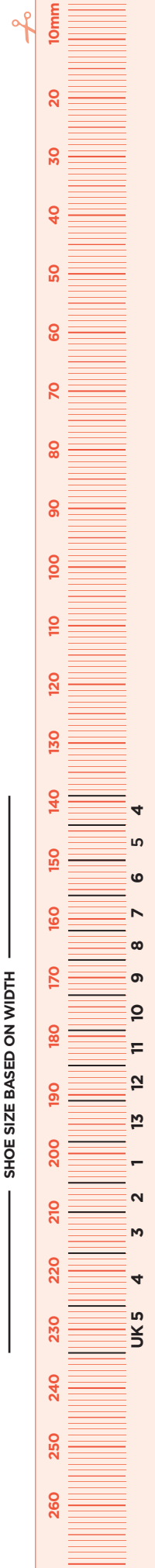
Follow these simple steps to find your River Island Kids shoe size

## LEFT FOOT

**PRINT THIS PAGE OUT AT 100%**

Do not print "fit to page". Make sure this guide is printed to size, to check the accuracy please compare with a ruler.

MEASURE FROM HERE



- UK 3 (19 EUR)
- UK 4 (20.5 EUR)
- UK 5 (21.5 EUR)
- UK 6 (23 EUR)
- UK 7 (24 EUR)
- UK 8 (25.5 EUR)
- UK 9 (26.5 EUR)
- UK 10 (28 EUR)
- UK 11 (29 EUR)
- UK 12 (30.5 EUR)
- UK 13 (32 EUR)
- UK 1 (33 EUR)
- UK 2 (34.5 EUR)
- UK 3 (35.5 EUR)
- UK 4 (37 EUR)
- UK 5 (38 EUR)

SHOE SIZE BASED ON LENGTH

## SHOE LENGTH

- 1 Place the paper print out on the ground in line with the wall
- 2 Help your child to stand on the paper, with their back and heels against the wall
- 3 Looking from above, gauge the length from the number indicated at the end of their longest toe. This number is their shoe size based on their foot length

*Please repeat steps 1 - 3 with the opposite foot*

## SHOE WIDTH

- 1 Cut out the shoe width ruler
- 2 Place the ruler around the widest part of your child's foot
- 3 Measure from the arrow around to where the numbers are indicated. This is their shoe size based on their foot width

*Please repeat steps 1 - 3 with the opposite foot*

SHOE SIZE BASED ON WIDTH